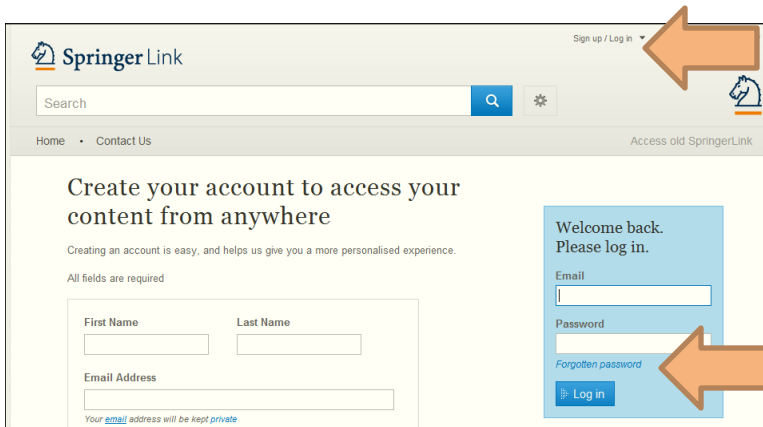


# Resetting Your Password:

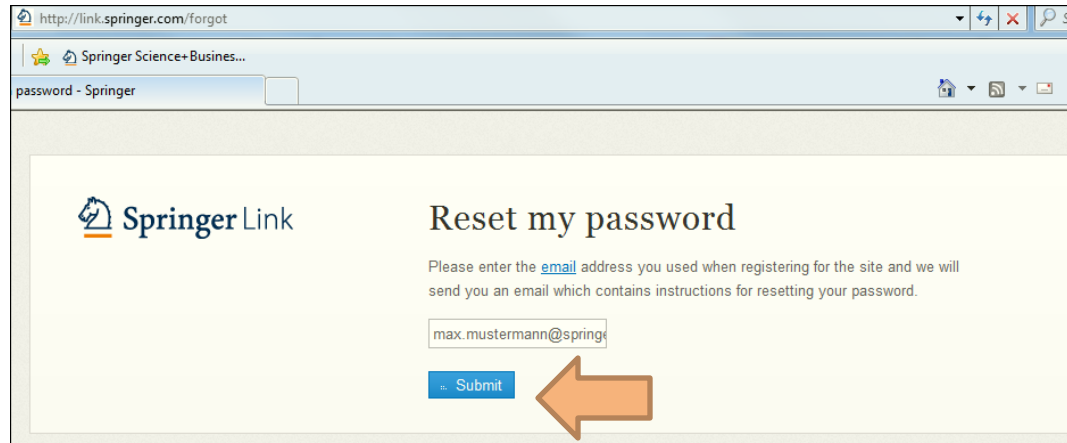
11

- Please click on the upper right side Sign up/Log in box
- Then, click on “Forgotten password.”

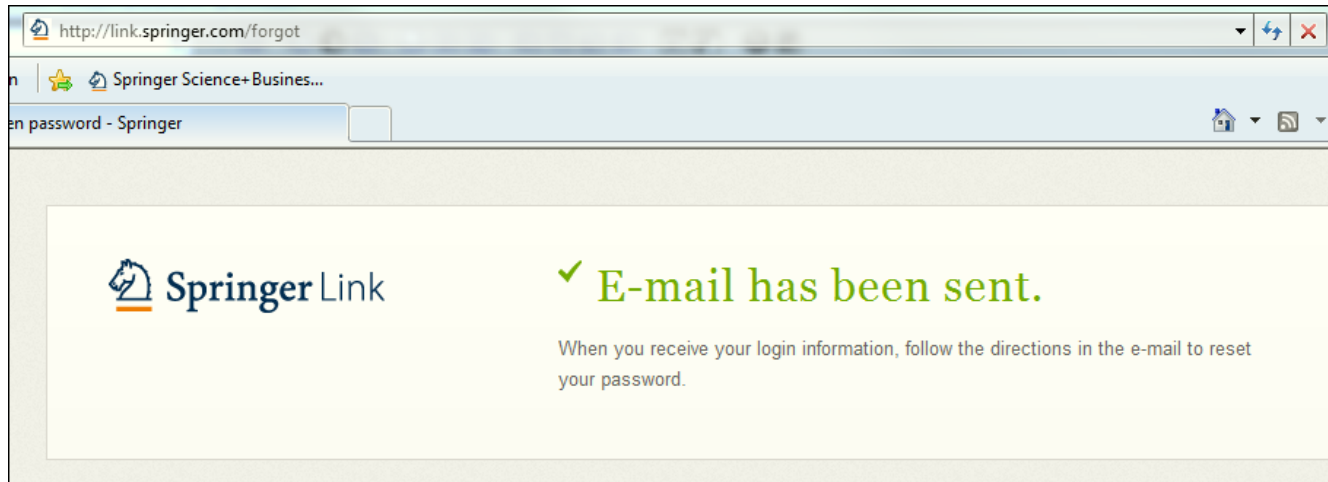


The image shows the SpringerLink login page. At the top right, there is a 'Sign up / Log in' dropdown menu, indicated by an orange arrow. Below this, there is a search bar and a settings icon. The main content area has two sections: 'Create your account to access your content from anywhere' on the left and 'Welcome back. Please log in.' on the right. The 'Welcome back' section contains fields for 'Email' and 'Password', a 'Log in' button, and a 'Forgotten password' link, which is indicated by an orange arrow.

Please enter your email address, then click on Submit



The image shows the SpringerLink password reset page. The browser address bar shows 'http://link.springer.com/forgot'. The page title is 'password - Springer'. The main content area has the SpringerLink logo and the heading 'Reset my password'. Below the heading, there is a message: 'Please enter the email address you used when registering for the site and we will send you an email which contains instructions for resetting your password.' There is a text input field containing 'max.mustermann@springer.com'. Below the input field is a 'Submit' button, which is indicated by an orange arrow.



You will receive an email through [onlineservice@springer.com](mailto:onlineservice@springer.com) including an link.

Please click on the included link than you will be directed to a page where you can enter your new password.

Select a new password. (Make sure your password contains 6 characters, alpha-numeric and at least one numeric.)